

### SINGLE HANDLE WALL MOUNT POT FILLER


#### Description

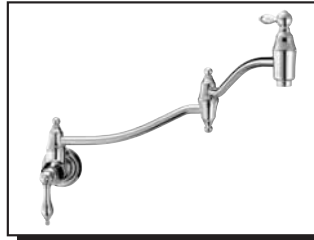
- Add cold water to pots on the stove
- 20 1/2" articulated spout folds out of the way when not in use
- Ceramic disc shut off and over pot valves
- Install on 1/2" IPS male piping

#### Flow & Valving

- See Chart

#### Standards

- ASME A112.18.1
- CSA B125
- NSF 61-9
- Listed IAPMO/UPC
- Energy policy act of 1992
- ADA Accessibility Guidelines for Buildings and Facilities - 4.27.4 Controls and Mechanisms 

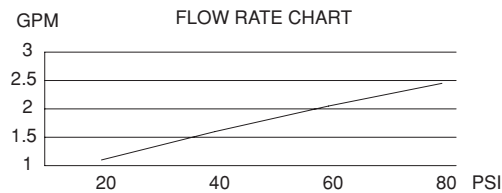


d205540  
FAIRMONT™



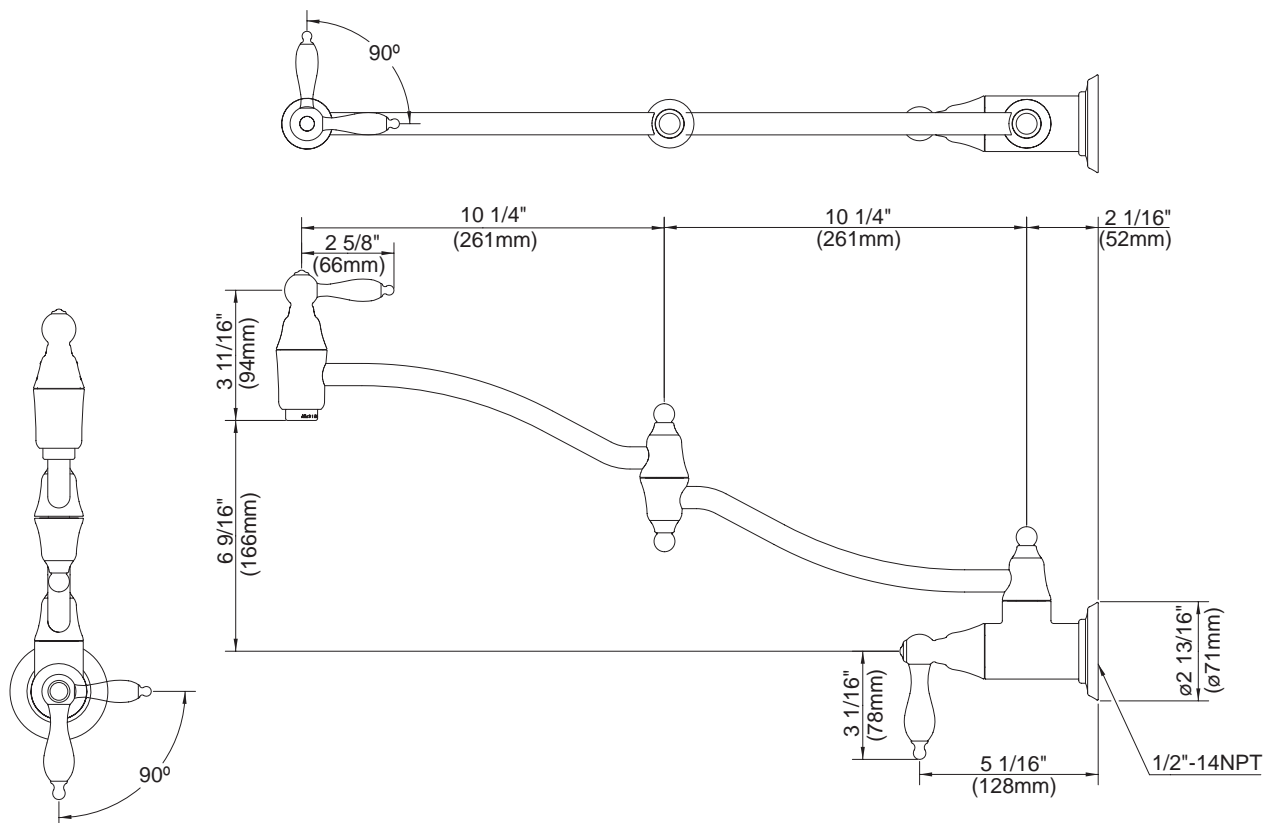
#### Available Colors & Finish

- Chrome
- Distressed Nickel (DN)
- Oil Rub Bronze (RB)
- Stainless Steel (SS)



#### Warranty

Danze products are covered by a manufacturer's limited "lifetime" warranty for manufacturing defects.



Specific Features: \_\_\_\_\_ Submitted Model No.: \_\_\_\_\_

SD205540/01-08.02