

### SINGLE HANDLE WALL MOUNT LAVATORY FAUCET


#### Description

- Single handle with concealed deck
- 10" spout with brass drain assembly
- Two hole wall mount

#### Flow & Valving

- See Chart

#### Standards

- ASME A112.18.1
- CSA B125
- NSF 61-9
- Listed IAPMO/UPC
- Energy policy act of 1992
- ADA Accessibility Guidelines for Buildings and Facilities - 4.27.4 Controls and Mechanisms 

#### Warranty

Danze faucets are covered by a manufacturer's limited "lifetime" warranty for manufacturing defects.



D216557  
Opulence™



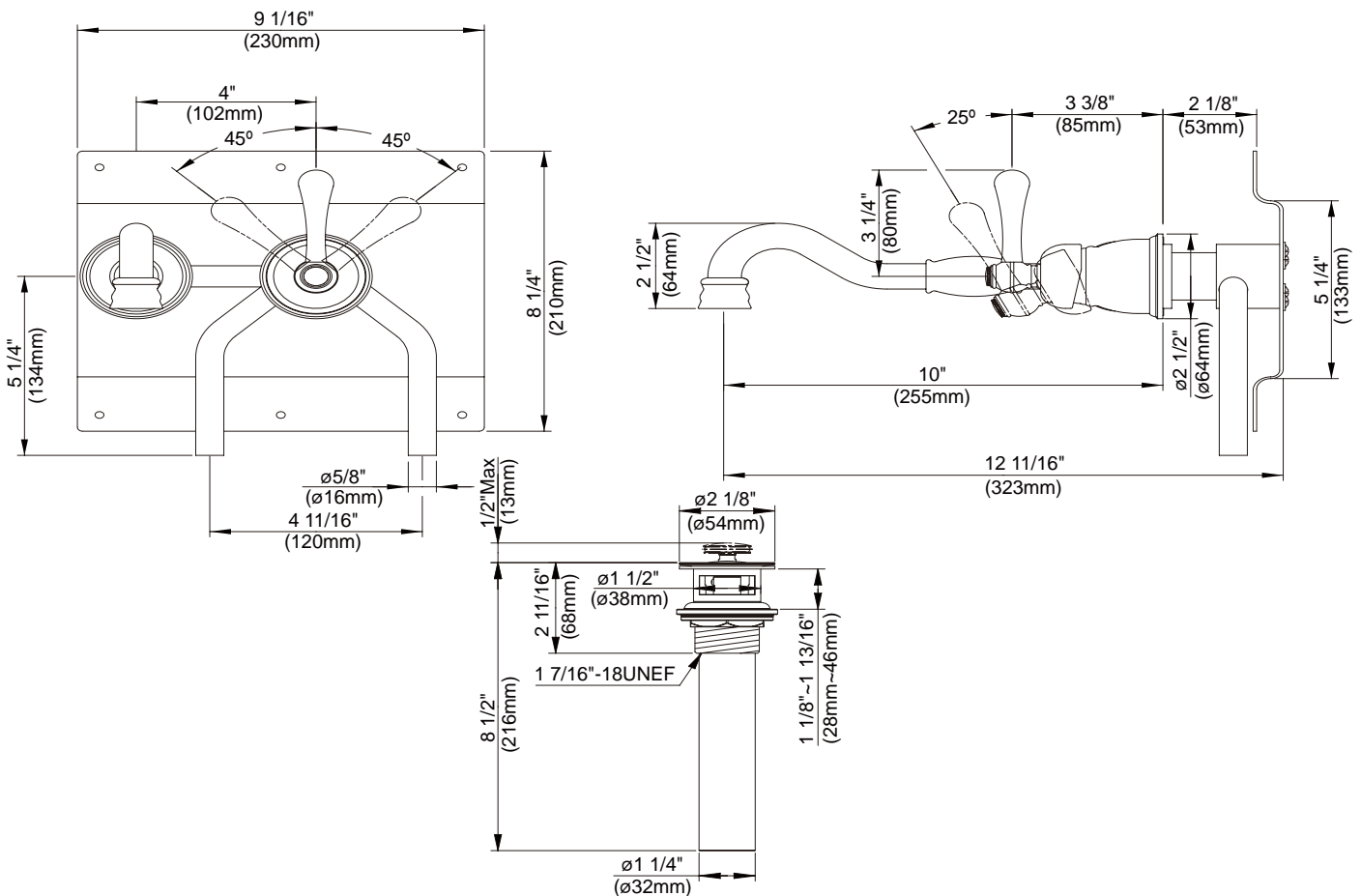
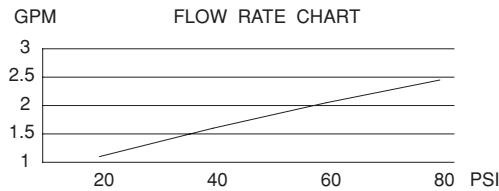
#### Available Colors & Finish

- Chrome
- Antique Copper (AC)
- Brushed Nickel (BN)
- Satin Black (BS)
- Polished Brass (PBV)
- Oil Rub Bronze (RB)

**Trim Kits:** (for use w/ rough-in valves)  
D216557T

#### Special Packaging

- This product also available with trim and valve packaged separately.
- Use with rough-in valve D106200BT: Combination 1/2" copper sweat/IPS connection
- Model numbers for trim kit items include the suffix "T"



Specific Features: \_\_\_\_\_ Submitted Model No.: \_\_\_\_\_