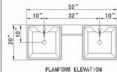
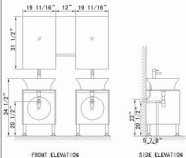
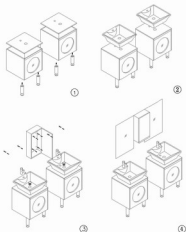
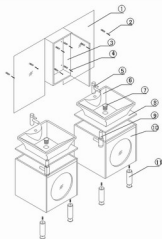


40-6033 INSTALLATION GUIDE:

MODEL:40-6033 ACCESSORIES LIST


NO.	ASSEMBLY NAME	QUANTITY
①	MIRROR	2
②	SELF-TAPPING SCREW	4
③	MIRROR CABINET	1
④	SELF-TAPPING SCREW	4
⑤	FAUCET	2
⑥	CERAMIC BASIN	2
⑦	POP-UP WASTE	2
⑧	COUNTERTOP	2
⑨	DRAINAGE	2
⑩	CABINET	2
⑪	CABINET LEG	4