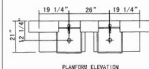
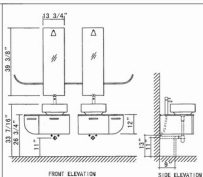
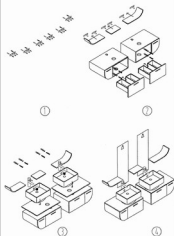
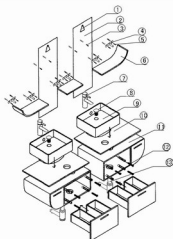


## 40-0013 INSTALLATION GUIDE:



## MODEL:40-6013 ACCESSORIES LIST



NO.	ASSEMBLY NAME	QUANTITY
①	LAMP	2
②	MIRROR	2
③	SELF-TAPPING SCREW	4
④	BRACKET	6
⑤	SELF-TAPPING SCREW	12
⑥	LAYER	3
⑦	FAUCET	2
⑧	POP-UP WASTE	2
⑨	CERAMIC BASIN	2
⑩	COUNTERTOP	2
⑪	CABINET	2
⑫	SELF-TAPPING SCREW	8
⑬	DRAINAGE	2